



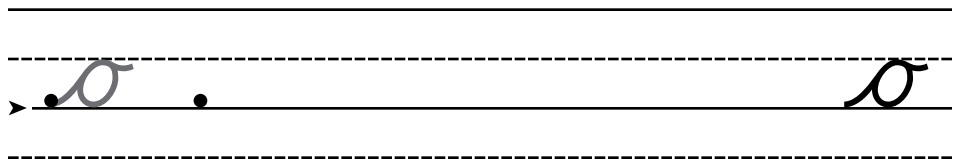
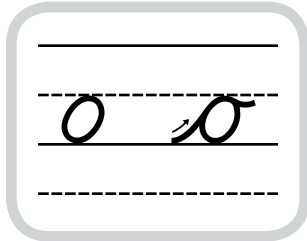



Name _____

Writing Cursive o, w, and b

Cursive letters **o**, **w**, and **b** look like their manuscript forms. Begin cursive **o** with an overhill stroke. Begin cursive **w** and **b** with an uphill stroke. Each letter ends with a sidestroke near the middle line. Trace and write the letters.



Remember that **o**, **w**, and **b** join the next letter near the middle line. This changes the beginning stroke of the next letter. Trace and write the joined letters and words.



bow



wood



block



Letter Descriptions: **o:** Start at the bottom. Drive over the hill. Go back down and curve around. Close up at the middle. Small hook right. **w:** Start at the bottom. Drive up the hill. Go down and up. Go down and up again. Short drive right. **b:** Start at the bottom. Drive up the hill to the top. Loop left down. Curve up right. Short drive right.