

Writing 4, 5, 6; four, five, six

Objective

- Write the numbers **4**, **5**, and **6** and the number words **four**, **five**, and **six**.

Warm Up

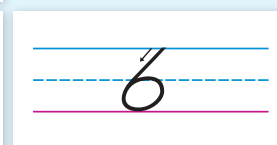
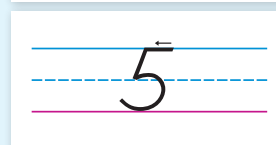
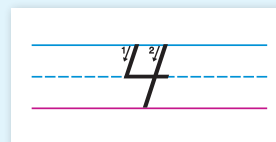
Show students the numbers **4**, **5**, and **6** Number Formation videos.

Teach Write number **4** as you say the number description. Point out the two top starts. Have students repeat after you. Continue the routine with **5** and **6**.

Start at the top. Down the ramp. Across the middle line. Start at the top again. Drive left down the ramp through the line. Brake and stop! |

Comienza desde arriba. Baja por la rampa. Cruza en el medio. Comienza de nuevo arriba. Baja por la rampa, atravesando la línea. ¡Frena y para!

Use the descriptions on SavvasRealize.com to continue the routine for numbers **5** and **6**.



Model and Guide Practice

- Explain how the first pictures and the number are related. (*The number explains how many objects are pictured.*)
- Have students trace and write the numbers using the starting dots.
- Have students trace and write the number words.

Practice Have students complete student page 79.

Evaluate Help students check their numbers and words for correct steps and spacing.

- Do my **4**'s cross the middle line to the right?
- Do my **5**'s curve down right to the bottom?
- Do my **6**'s curve right and then close up?

When they have reviewed their work, have students circle the best **4**, **5**, and **6** that they wrote.

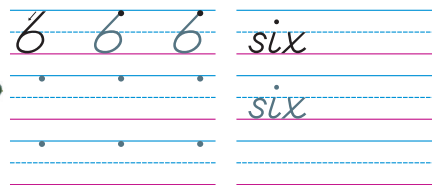
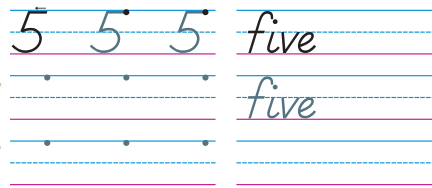
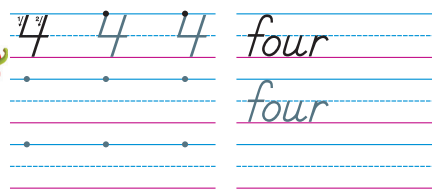
Additional Practice

Tracing Cards **4**, **5**, **6**

SavvasRealize.com

- Interactive Practice: **4**, **5**, **6**
- Practice and Review Workbook*, pp. 85–86

Trace and write.



Copyright © Savvas Learning Company LLC. All Rights Reserved.

Writing 4, 5, 6, four, five, six 79

Students trace and write the numbers 4, 5, and 6 and the words four, five, and six.

ACTIVITY BANK

Flashcard Fun Write addition facts using numbers **1–6** on the board. Pair students and distribute index cards. Have pairs copy each fact on a card and write the sum on the back side. **NUMBER PRACTICE**

Follow the Leader Give each student six index cards. Have them write one number **4**, **5**, **6** and one number word **four**, **five**, **six** on separate cards. Have one student hold up their number card while classmates hold up the corresponding word card and vice versa. **ELL**