




## Evidence Explained

ESSA emphasizes “evidence-based” approaches that have demonstrated statistically significant positive effect on student outcomes. ESSA identifies four levels of evidence: Level 1 Strong, Level 2 Moderate, Level 3 Promising, and Level 4 Evidence that demonstrates a rationale. The levels are defined by the research study design.

### enVision® Mathematics meets ESSA’s Level 2 evidence criteria

Level 2 Evidence Criteria	Alignment to requirements	Detail
Quasi-experimental Study	<b>Meets</b>	A quasi-experimental study design where schools using <i>enVision Mathematics</i> during the 2021-2022 school years were matched to similar schools using other elementary math programs.
Show a statistically significant and positive effect on student outcomes	<b>Meets</b>	<p>Schools using <i>enVision Mathematics</i> demonstrated a significantly higher math proficiency rate than control schools using other elementary math programs.</p> <div style="display: flex; align-items: center;">  <ul style="list-style-type: none"> <li>Students in <i>enVision Mathematics</i> schools state proficiency scores were 4.4 percentage points higher than control schools at grades 3-5.</li> </ul> </div>

For more information, visit:  
[savvas.com/evidencebased](https://savvas.com/evidencebased)

Savvas.com  
 800-848-9500

Copyright © 2024 Savvas Learning Company LLC. All Rights Reserved. Savvas® and Savvas Learning Company® are the registered trademarks of Savvas Learning Company LLC in the US and in other countries.

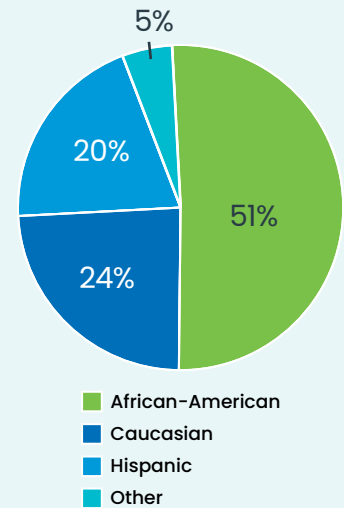


Study completed by: Savvas  
[Available here](#)

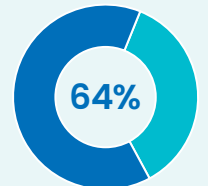
Year: 2021-2022

**Study description:** The study examined if *enVision Mathematics* is associated with higher math performance on state assessments by comparing schools using *enVision Mathematics* to closely matched control schools using other elementary math programs in AL and NC. A total of 98 *enVision Mathematics* and control schools were represented in the sample at grades three through five.

The final sample was diverse including:



Additionally, 64% of students qualified for free/reduced lunch.



Join the Conversation  
 @SavvasLearning

