






Evidence Explained

ESSA emphasizes “evidence-based” approaches that have demonstrated statistically significant positive effect on student outcomes. ESSA identifies four levels of evidence: Level 1 Strong, Level 2 Moderate, Level 3 Promising, and Level 4 Evidence that demonstrates a rationale. The levels are defined by the research study design.

Savvas Essentials: Foundational Reading meets ESSA’s “Level 3” evidence criteria

Level 3 Evidence Criteria	Alignment to Requirements	Detail
Correlational study with statistical controls for selection bias.	Exceeds	A randomized control trial design was used where teachers were randomly assigned to either the treatment or control condition.
Show a statistically significant and positive effect on student outcomes.	Meets	<ul style="list-style-type: none">  Students using <i>Savvas Essentials: Foundational Reading</i> outperformed their comparison peers by 8 percentage points.  Students of other ethnicities using <i>Savvas Essentials: Foundational Reading</i> outperformed their comparison peers by 20 percentage points.  Students qualifying for free/reduced lunch using <i>Savvas Essentials: Foundational Reading</i> outperformed their comparison peers by 14 percentage points.

For more information, visit:
savvas.com/evidencebased

Savvas.com
 800-848-9500

Copyright © 2024 Savvas Learning Company LLC. All Rights Reserved. Savvas® and Savvas Learning Company® are the registered trademarks of Savvas Learning Company LLC in the US and in other countries.

SAVVAS ESSENTIALS®

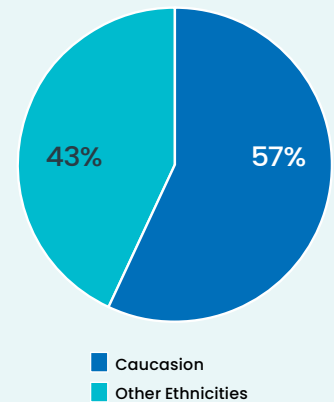
Foundational Reading

Study completed by: JEM & R.
 Report: [Available Here](#)

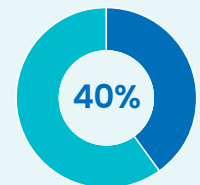
Year: 2023-2024

Study description: The study focused on improving kindergarten through second grade students’ critical foundational literacy skills using a supplemental program. Teachers implemented *Savvas Essentials®: Foundational Reading* every week for the course of the school year to supplement core reading instruction. Results were analyzed for 161 students taught by 10 teachers across 3 schools in 2 states, with matched pretest/posttest scores.

The final sample included:



Additionally, 40% of students qualified for free/reduced lunch.



Join the Conversation
 @SavvasLearning

