




Evidence Explained

ESSA emphasizes “evidence-based” approaches that have demonstrated statistically significant positive effect on student outcomes. ESSA identifies four levels of evidence: Level 1 Strong, Level 2 Moderate, Level 3 Promising, and Level 4 Evidence that demonstrates a rationale. The levels are defined by the research study design.

myView Literacy® meets ESSA’s Level 2 evidence criteria.

Level 2 Evidence Criteria	Alignment to Requirements	Detail
Quasi-experimental Study	Meets	A quasi-experimental study design where schools using <i>myView Literacy</i> ® during the 2022-2023 school years were matched to similar schools using other elementary ELA programs.
Show a statistically significant and positive effect on student outcomes	Meets	<p>Schools using <i>myView Literacy</i> demonstrated a significantly higher ELA proficiency rate than control schools using other elementary ELA programs.</p> <div style="display: flex; align-items: center;">  <ul style="list-style-type: none"> The percentage of students proficient in ELA was 7.5 percentage points greater in the <i>myView Literacy</i> schools than in the control schools. </div>

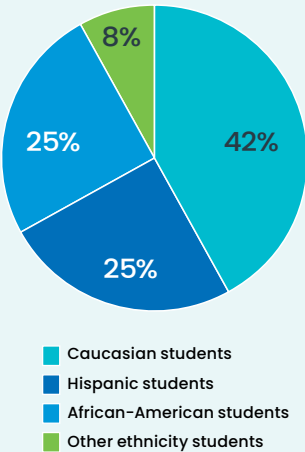


Study completed by: Savvas.
[Available here](#)

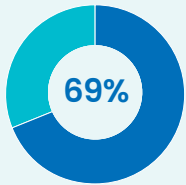
Year: 2022-2023

Study description: The study examined if *myView Literacy* is associated with higher ELA performance on the New York State English Language Arts Test. The study compared schools using *myView Literacy* to closely matched control schools using other elementary ELA programs. A total of 59 *myView Literacy* and 59 control schools were represented in the sample at third to fifth grade.

The final sample was diverse including:



Additionally, 69% of students were considered economically disadvantaged.



For more information, visit:
savvas.com/evidencebased

Savvas.com
 800-848-9500

Join the Conversation
 @SavvasLearning

