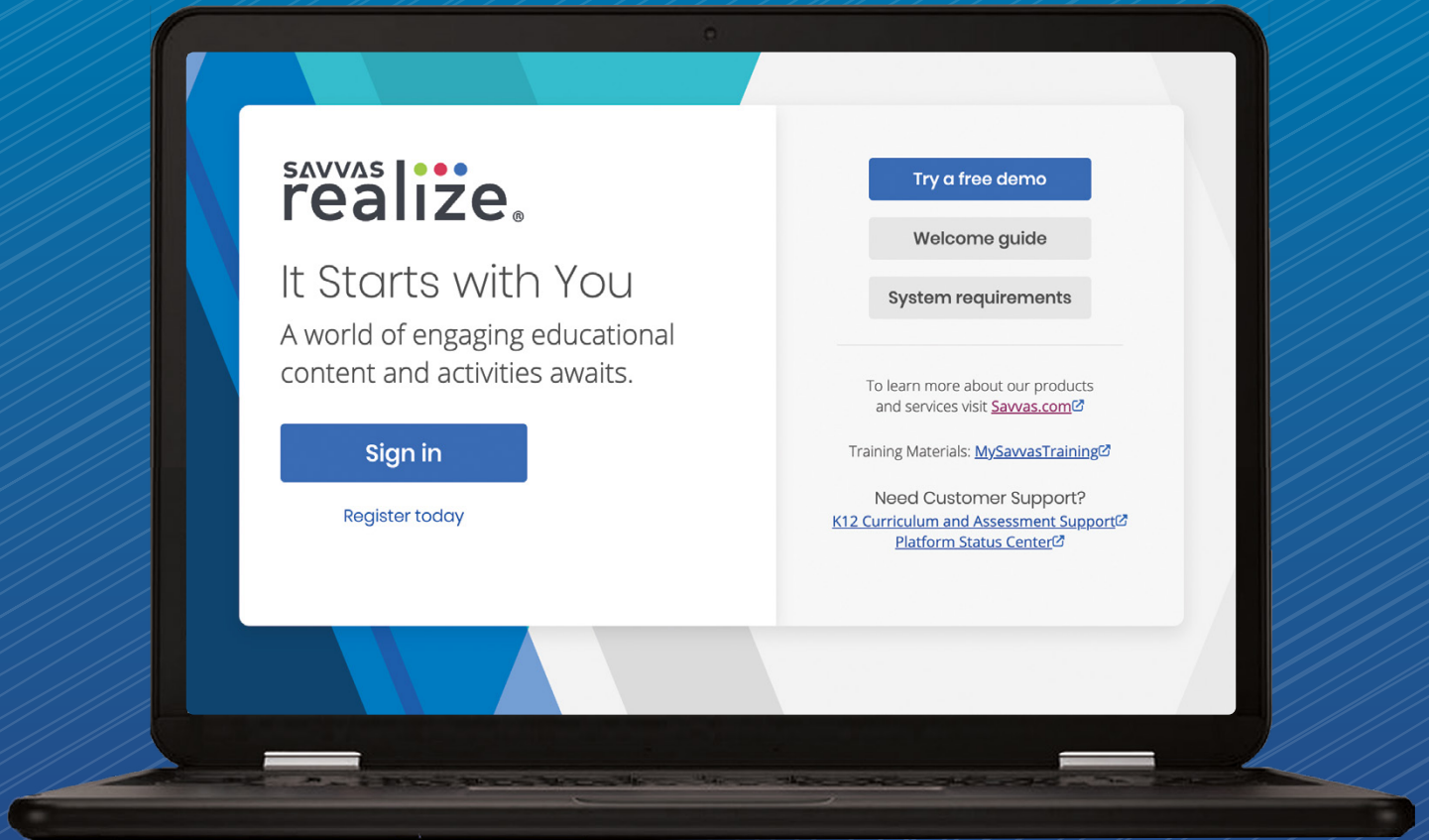


# myView® miVisión®

L I T E R A C Y                      L E C T U R A



## Create Your Story!

### GRADES K-5





Meet

SAVVAS  
realize®



## The solution that reimagines teaching and learning

As a teacher, you have a lot on your plate. You don't need a cumbersome LMS tying up your time and frustrating your students. Enter Savvas Realize: the most versatile LMS on the market, designed with you in mind, and now made even easier to use. With **one login**, you can access everything you need — from standards-aligned content and customizable assignments to **rich student data** and powerful **class planning** tools. Shared learning playlists make collaborating with other educators a breeze. And a new streamlined dashboard — with quick links and visual displays inspired by our teacher users — provides students, teachers, and district administrators alike, an **easy-to-navigate**, game-changing platform so that learning can happen anytime, anywhere.

### TABLE OF CONTENTS

Getting Started . . . . .	3
Navigation . . . . .	4
Assigning Content. . . . .	8
Engagement . . . . .	10
Assessment and Data Reporting . . . . .	12
Available Integrations. . . . .	14
Help and Support Resources . . . . .	15

### Realize Key Features:

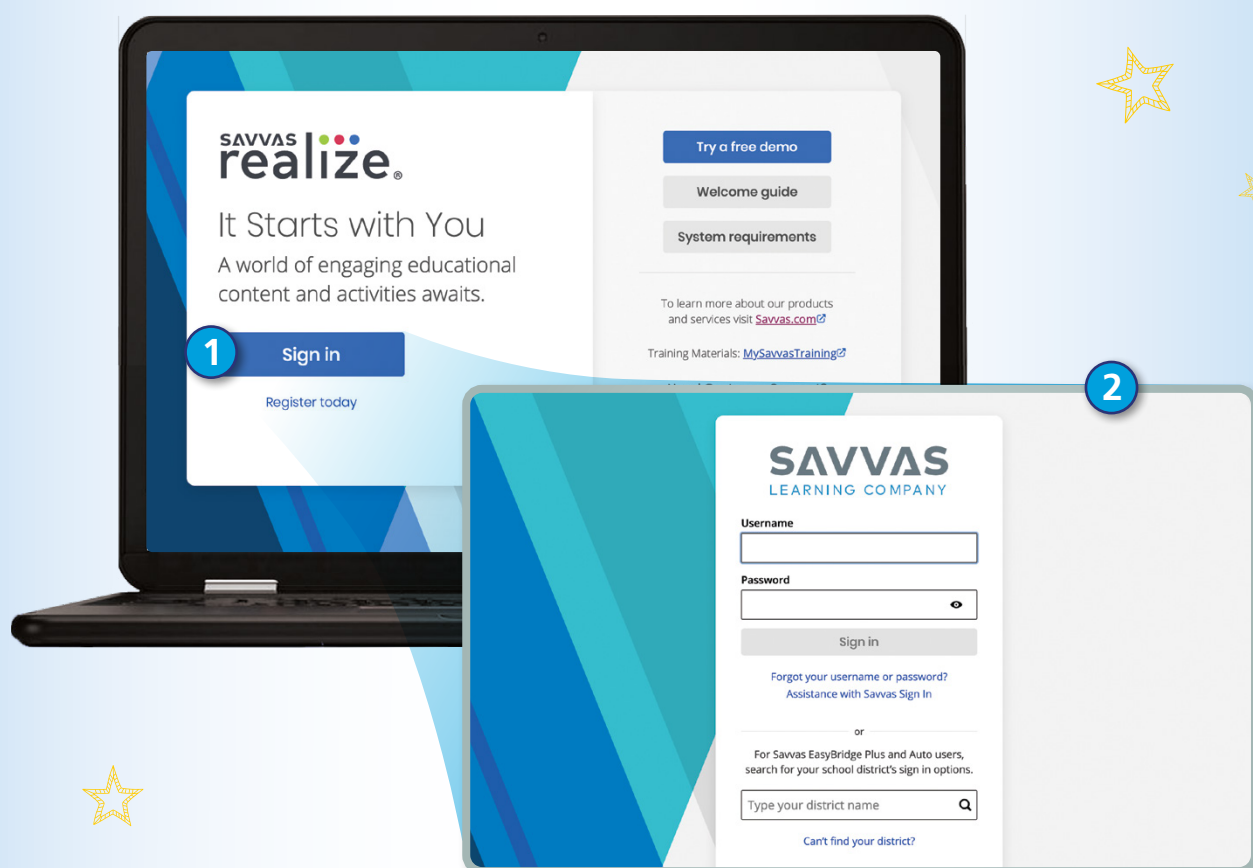
- Scores travel with students if they transfer to a new class within the school or district, making it easier to pick up where they left off.
- Interactive digital content, videos, animations, games, and adaptive resources make learning experiences engaging and personalized.
- Seamless integrations with more than two dozen major edtech applications offer plug-and-play interoperability with top classroom tools.





myView<sup>®</sup>  
L I T E R A C Y

## 24/7 Access to Your Digital Resources



**STEP 1** Go to SavvasRealize.com, click **Sign In**.

**STEP 2** Enter your credentials. You will be directed to your Savvas Realize Teacher Homepage.

# Teacher Homepage



**STEP 3** Welcome to your Teacher Homepage. Your homepage functions like a dashboard, providing quick access to assignments, assessments, and interactive Student and Teacher Editions.

The screenshot displays the Teacher Homepage interface. At the top, there is a navigation bar with 'Home', 'Browse', 'Classes', and 'My Library'. The main content area is divided into two sections: 'Ms. Gray-ELA' and 'Perkins 1st Block'. The 'Ms. Gray-ELA' section shows 'No upcoming assignments' and a sidebar with 'Assignments', 'Students & Groups', 'Data', and 'Programs'. The 'Perkins 1st Block' section also shows a sidebar with 'Assignments', 'Students & Groups', 'Data', and 'Programs'. A 'My Programs' sidebar is highlighted with a blue circle and the number 4, showing a list of literacy programs for various grades. The main content area also shows a 'My Programs' section with a list of programs.

Program Name	Grade
Literacy miVisión Lectura 2020	Grado 3
Literacy miVisión Lectura 2020	Grado 4
Literacy myView Literacy 2020	Grade 1
Literacy myView Literacy 2020	Grade 2
Literacy myView Literacy 2020	Grade 3

**STEP 4** Under **My Programs**, click on your available grades to see the Table of Contents and access resources for that program.

# Teaching *myView Literacy* with Savvas Realize

Savvas Realize allows you to deliver all the amazing instruction within *myView Literacy*<sup>®</sup>, digitally. The program is organized through a series of levels that represent the entire school year, a unit, a week and a day of learning with *myView Literacy*.



# Program Dashboard

**STEP 5** When you select your program, you will notice that the **Table of Contents** provides folders for the entire *myView Literacy* or *miVisión Lectura*® curriculum. You can also view helpful “Getting Started” documents and videos.

**Teacher Resources**  
Access your teacher’s edition and essential resources to support learning.

**Getting Started with myView Literacy**  
Everything you need to support your review and implementation.

**Unit Folders**  
Select unit of choice to view unit specific content, activities, assessments, and more.

**Browse by Category**  
Click a category under this area to familiarize yourself with a wealth of suggested activities and instructional resources to use all year.

The screenshot shows the 'myView Literacy 2020 Grade 1' dashboard. At the top, there are navigation links for 'Home', 'Browse', 'Classes', and 'My Library', along with a search icon, a notification bell, a user profile icon, and the name 'Courtney'. Below the navigation is a search bar with the text 'Search resources', a 'Search' button, and buttons for 'Filters' and 'Standards'. The main content area is divided into two columns. The left column is titled 'Table of Contents' and contains a list of folders: 'Teacher Resources', 'Getting Started with myView', 'Distance Learning Support', 'Student Interactive', 'Unit 1: My Neighborhood', 'Unit 2: I Spy', 'Unit 3: Imagine That', 'Unit 4: Making History', 'Unit 5: Beyond My World', 'Foundational Skills HUB', 'Book Club: Trade Books', and 'Dual Language Educators' Implementation Guide'. The right column is titled 'Browse by Category' and features a grid of nine category buttons: 'Activities', 'Assessment', 'Books / Readers', 'Games', 'Practice', 'Presentations', 'Program Resources', 'Teacher Support', and 'Video / Audio'. Below the category grid is a 'Featured Resources' section with two featured items: 'Digital Practice Activities' and 'Reading Routines Companion'.

# 3 Steps to Get to Your Daily Lessons

**STEP 1** Click on your **UNIT**.

**STEP 2** Click on your selected **WEEK**.

**STEP 3** Click on the daily **LESSON**.

myView Literacy 2020 Grade 1

UNIT 1 Week 1: Realistic Fiction

UNIT 1 Week 1: Lesson 1

Objective

Demonstrate phonological awareness. Obtain information about a topic using a variety of valid visual sources. Use appropriate fluency rate, accuracy, and prosody when reading grade-level text. Demonstrate understanding of word relationships and nuances in word meanings.

Standards

- MA.RI.1.2
- MA.RI.1.3
- MA.RI.1.1
- MA.RE.1.2

View All

Teacher Resources(6 items)

READING: Word Work

Sound-Spelling Card: 1 (astronaut)

A Day at the Park

Each lesson provides the step-by-step resources for the entire literacy block.



# Assigning Content

Assigning practice, homework, and activities to your students is an easy, three-step process.

**STEP 1** Choose your activity and click on **Assign**.

**STEP 2** Enter the start and due dates. Search by class, group or student name.

**STEP 3** Click on **Assign**.

UNIT 2 Week 2: Lesson 2

Assign All

Objective  
Demonstrate and apply phonetic knowledge.  
Decode words in isolation and in context by applying common letter sound correspondences.  
Establish purpose for reading assigned and self-selected texts with adult assistance.  
Respond using newly acquired vocabulary as appropriate.

Standards  
[MA.RI.1.1](#)  
[MA.RI.1.2](#)  
[MA.RI.1.3](#)  
[MA.RI.1.5](#)  
[View All](#)

Select multiple Items  Off

Teacher Resources(8 items)

READING: Word Work

- High-Frequency Words: walk, she, what, take, jump **Assign**
- Phonics: Consonant Pattern ck **Assign**

READING: SHARED READ

- The Life Cycle of a Sunflower **1 Assign**

Create Assignment

Title  
The Life Cycle of a Sunflower

Start date  
08/11/2022

Due date  
Select a date

Set start and end times

Assign to  
Search by class, group or student name

Ms. Gray- ELA  
39 Students **Add**

Instructions (optional)

**2** Teachers AND students can upload their own content like photos, videos, Word and PDF documents.

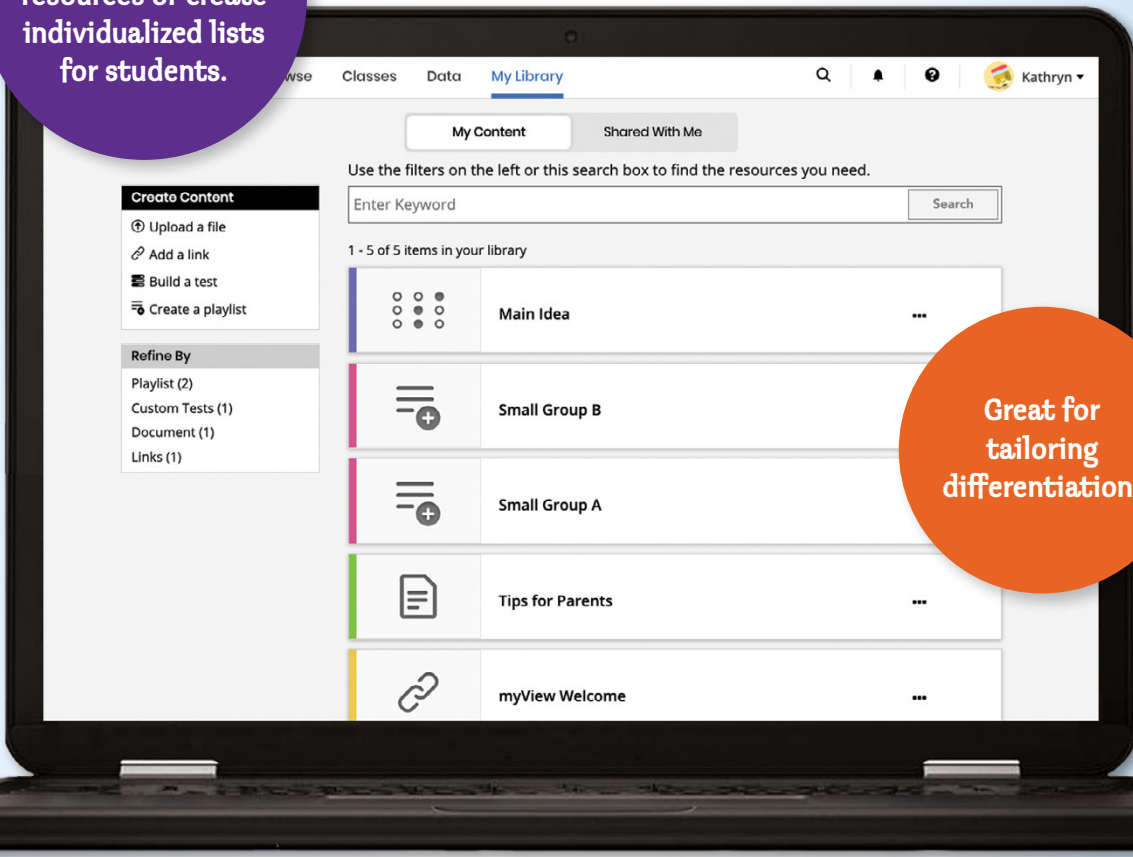
**3** **Assign**



## Customize *myView* with My Library

My Library provides customization by allowing you to upload a file, add a link, build a test, and create a playlist. Unique to Savvas Realize®, playlists help you group and organize your favorite resources so you can save, share, and collaborate.

Organize your small group resources or create individualized lists for students.


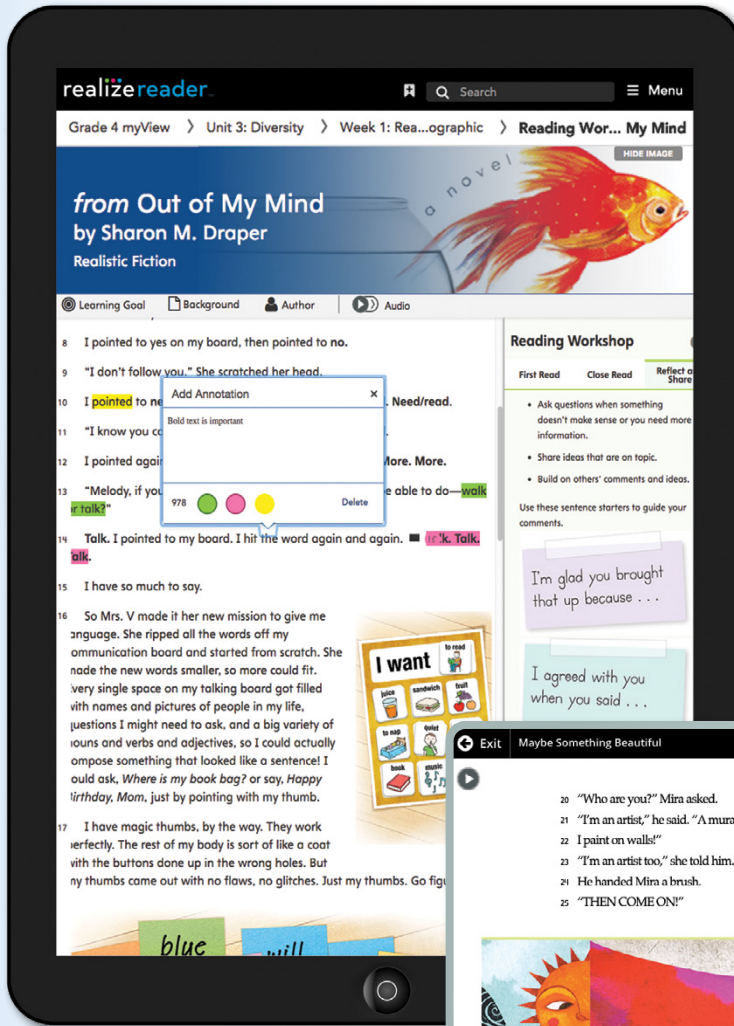


Great for tailoring differentiation!

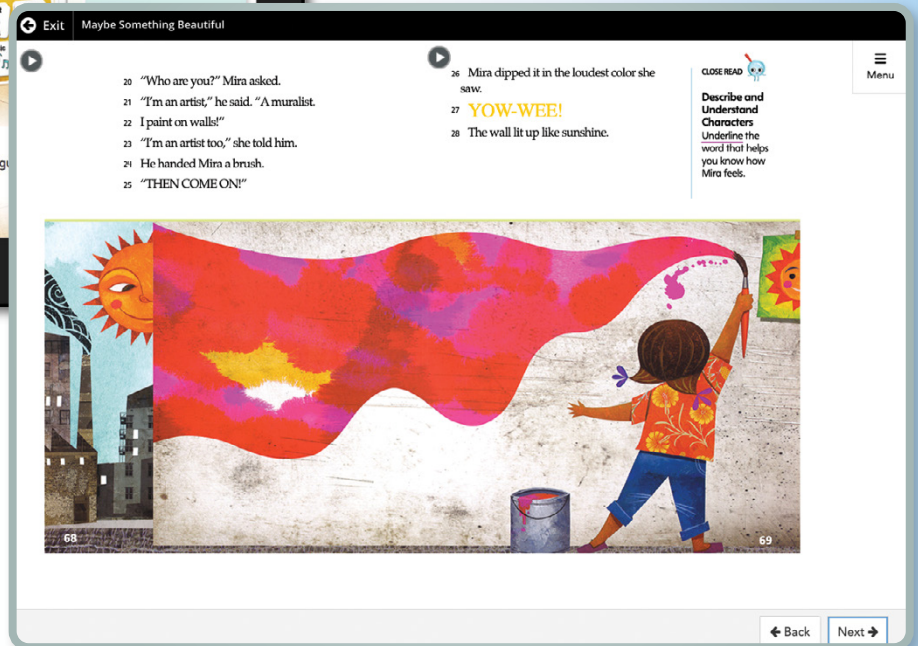


# Student Engagement

## Student Interactive



Assign students pages in their digital portfolio.

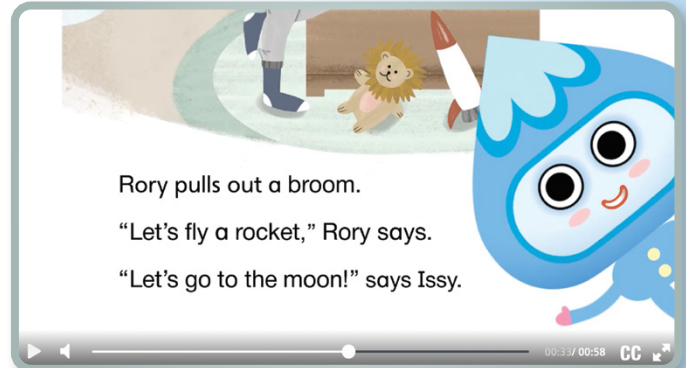


## Digital Games



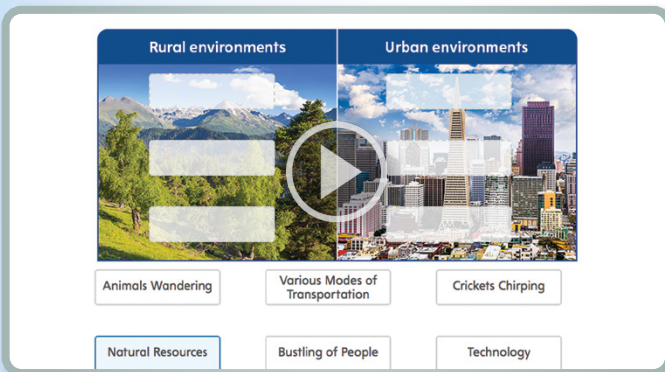
Digital games help students learn phonemic awareness, spelling, and vocabulary.

## Interactive Activities



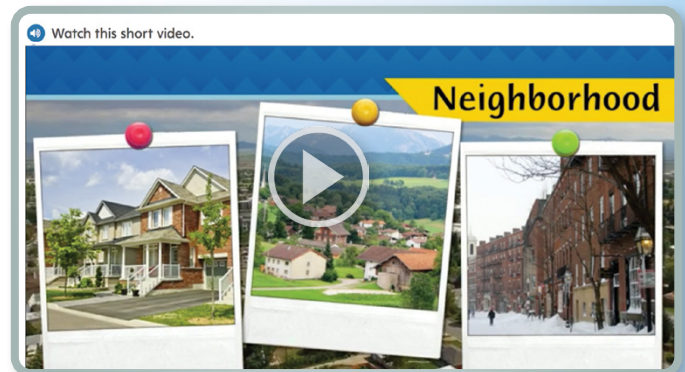
Interactive graphic organizers make reading and thinking fun (3-5).

## Building Background Videos



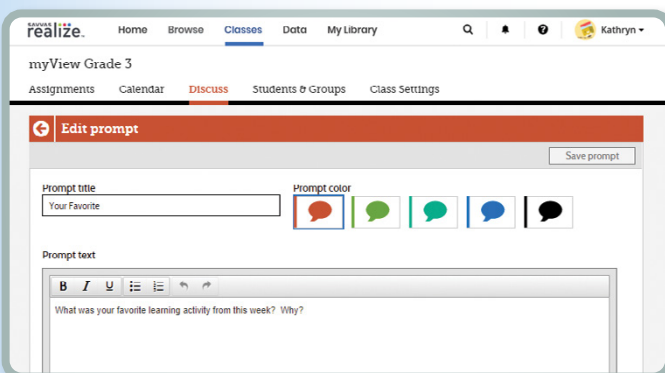
Engaging videos help build background knowledge on topics and skills before reading.

## Unit Launch Videos



Build background knowledge and get students talking with unit launch videos.

## Discussion Boards



Discussion boards allow students to respond to prompts and share their comments.





# Purposeful Assessments

*myView Literacy* provides a comprehensive suite of assessment resources to maximize instructional time:

- Benchmark Assessments three times per year: Baseline, Midyear, and End-of-Year
- Summative Assessments which cover the skills and standards taught in each unit
- A variety of formative assessments that monitor student progress
- Projectable standards-based Exit Tickets
- Test banks for additional reading comprehension, writing, and conventions
- Customizable assessments through Savvas Realize and ExamView®

Exit U1 Unit Test (Online)

**First Selection**

Directions: Read the selection. Then answer the question.  
Where Did My Baseball Go?

1. Tomas and I like to play catch with a baseball. Most days we play in my yard after school. One day, Tomas threw the baseball too high, and it went over my head. It flew right over the fence and into Mr. Han's yard. Mr. Han is my neighbor.
2. "My ball!" I yelled.
3. I had to get my baseball back. It wasn't just any baseball—it was my lucky baseball! This wasn't the first time I had lost my ball in Mr. Han's yard. The last time my ball went into his yard, Mr. Han had told me I could let myself in through the gate if it happened again. Tomas felt bad for

**Comprehension**

Directions: Read and answer the following question.  
Read the paragraph. Then drag the two phrases that include descriptive language into the box below.

Mr. Han's yard is a jungle of tall grass and plants. It looks wild and beautiful. There is even a small rose garden with a fountain in the middle. Tomas and I started looking for my ball...

a jungle of tall grass and plants   wild and beautiful   There is even a small   Tomas and I started looking

Phrases Containing Descriptive Language

Create and **customize tests** on Realize & **examview**

## SAVVAS literacy Screener & Diagnostic Assessments

The Literacy Screener & Diagnostic Assessments, available on the Savvas Realize® platform, are designed to maximize the power of instruction by targeting each student's greatest opportunities for growth, and pairing that data with instructional resources.

For more information visit [savvas.com/LSDA](http://savvas.com/LSDA)



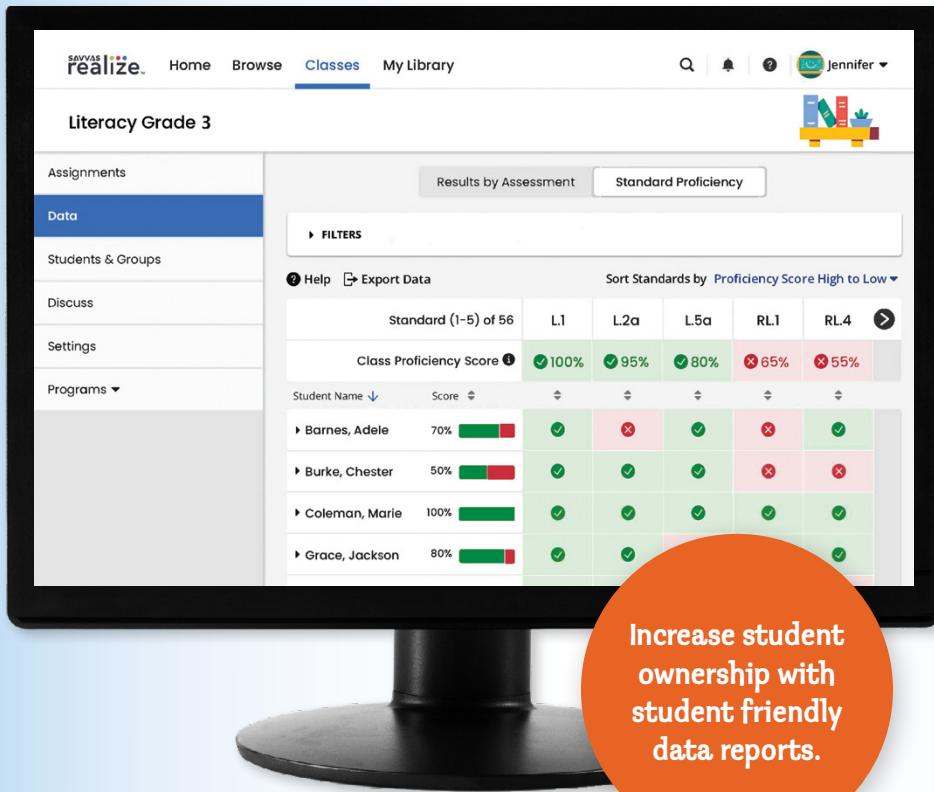
Universal  
Screener



Multistage  
Adaptive Diagnostic



Scoring & Flexible  
Instructional  
Recommendations

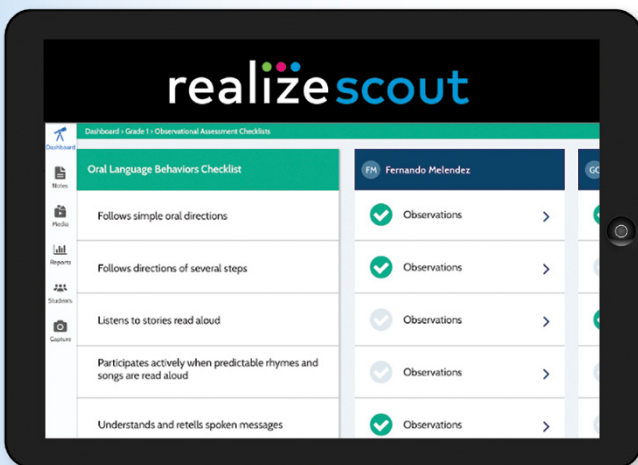


Increase student ownership with student friendly data reports.

## Powerful Results

Easily view standards mastery and student progress with intuitive data reports.

- View mastery of standards.
- View results by assignment.
- Check class and student progress.
- See usage data for all assignments.
- View item analysis.




## Savvas Realize Scout Observational Assessment Tool

With Realize Scout, you can:

- Record anecdotal/observational data.
- Track progress of student fluency.
- Capture student audio, photos, and videos.
- Upload student artifacts.




## Connect to What Matters

No matter what technologies you use, we have an integration for you. Realize is designed around how you, the teacher, work and manage class on a daily basis. To support teacher-centered design, Realize integrates with a number of the digital tools you may already use. Because every district has a different policy and process for integrating these tools, check with your school or district IT staff to get a better idea of what is possible and approved for integration.













### Integrations

Certifications

Google for Education Partner


Rostering Tools	Student Information System	Productivity Tools	Learning Management System
  <p style="text-align: center; font-weight: bold;">And Many More!</p>	  <p style="text-align: center;">PowerSchool</p>	 <p style="text-align: center;">Google Drive</p>  <p style="text-align: center;">OneDrive</p>	  <p style="text-align: center;">Schoology</p>  <p style="text-align: center;">Google Classroom</p>  <p style="text-align: center;"><b>SAFARI MONTAGE</b></p>

Unless otherwise indicated herein, all third party trademarks are the property of their respective owners and are not intended to imply any sponsorship or endorsement by the owners of such trademarks.

## The Award-Winning Learning Management System



## Support for Savvas Realize



We are here for you when you need us.



### [Support.Savvas.com](https://support.savvas.com)

For helpful troubleshooting tips and to get in touch with support.




### [mySavvasTraining.com](https://mysavvas.com/training)

For on-demand training videos and tutorials for all your favorite programs.



### [Parents.Savvas.com](https://parents.savvas.com)

Questions at home? Our "Parent's Corner" gives helpful tips and tricks to support learners and those who support them wherever they are.



### [Status.Savvas.com](https://status.savvas.com)

Subscribe to receive updates if Realize has planned or unplanned downtime.



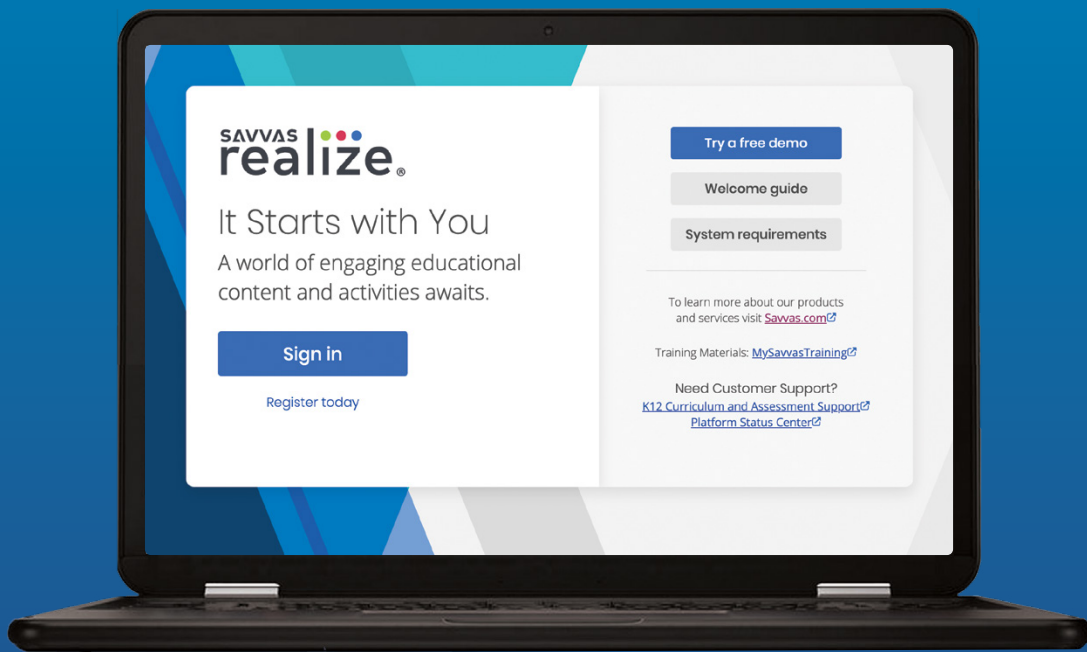
# myView® miVisión®

L I T E R A C Y                      L E C T U R A



**Create Your Story!**

**¡A crear su propia historia!**



**Savvas.com/myViewLiteracy**

**SAVVAS**  
LEARNING COMPANY

**Savvas.com**  
**800-848-9500**

Copyright © 2023 Savvas Learning Company LLC. All Rights Reserved. Savvas® and Savvas Learning Company® are the registered trademarks of Savvas Learning Company LLC in the US and in other countries.

All other logos are the property of their respective owners and do not imply endorsements.

SAM: 9780768592931 | ADV: 9780768592948

Join the Conversation  
@SavvasLearning



Get Fresh Ideas for Teaching

Blog.Savvas.com